

## COUNTYWIDE SMART BY THE NUMBERS



Data through June 30, 2018

### MOVING PROJECTS FORWARD

More than **1,500 projects** at 232 schools District-wide are steadily moving through the six-phase process. Over half of these projects are in various stages of design for good reason: it is crucial. During the Design Phase, comprehensive evaluations are conducted to determine the precise details of existing conditions which show the extent of the improvements required. Plans are then developed based on accurate conditions rather than estimates generated during the planning phase. If this evaluation is done properly and the scope of work and schedule are adjusted to reflect evaluation realities, we should expect little to no impact to the project schedule or scope in the implementation phase.

Currently, of the **920** projects in design, **212** projects are under review with the Building Department and an additional **240** projects are in the process of being submitted for permitting. **You can expect a busy 2019 as these projects transition into implementation.**

### SAFETY

The District's **priority remains focused on the safety of its students, faculty and staff.** Working collaboratively with the school communities, the District remains diligent about enforcing existing security protocols while continuing to seek ways to further enhance current features through countywide initiatives.

With a total approved budget of approximately \$132 million, the Safety component of the SMART program reflects various aspects of work including Single Point of Entry (SPE), fire sprinkler, fire alarm, and emergency exit signage/lighting improvements.

In addition to other District security measures, **SPE improvements serve to augment and enhance current safeguards by limiting access to the school through one entrance point during school hours.** Improvements can include perimeter fencing, new doors or gates, and other security features that fit the unique design of each school.

- In 2016, BCPS prioritized the SPE Program by accelerating Year 4 and 5 Projects to begin in Year 3.
- In 2017, BCPS identified and funded **123** additional SPE projects.
- In February 2018, SPE projects that were included as part of renovation project packages at **20** schools were separated out so that SPE improvements could be expedited.
- **ALL funded SPE projects are underway, complete, or meet District standards.** All SPE projects remain on track for completion by early 2019.

### STAY INFORMED

Visit [BrowardSchools.com/SMARTFutures](http://BrowardSchools.com/SMARTFutures) Email [SMARTFutures@BrowardSchools.com](mailto:SMARTFutures@BrowardSchools.com)  
 Follow us on Twitter @RobertwRuncie #BCPSSMARTFutures  
 Contact principal with specific questions about your schools

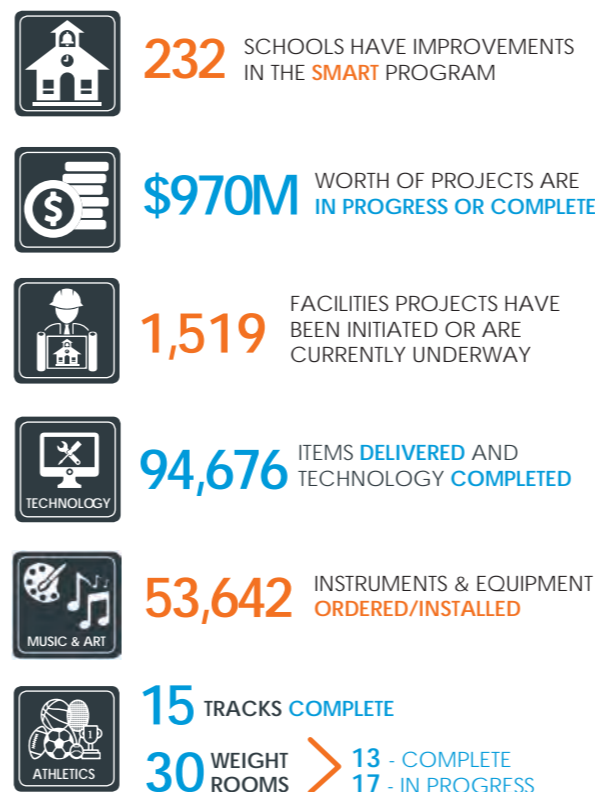
## SMART PROGRAM AT A GLANCE

PUBLISHED OCTOBER 2018



## COUNTYWIDE

### SMART BY THE NUMBERS



### OFF TO A GREAT START

The 2018-2019 school year is off to a great start! We wanted to take the opportunity to highlight some of our SMART (Safety, Music & Art, Athletics, Renovation and Technology) accomplishments. Returning students at many of our schools will notice SMART bond program improvements in the form of new computer equipment and musical instruments. There were also renovations to school areas and structures like new playground surfaces, paint on buildings, roofing, weight rooms, athletic tracks, and single point of entry.

Inside this SMART Program at a Glance, you will find an update on safety improvements, learn how projects are moving through the design phase, and key achievements for each SMART Program component. Our efforts to improve our schools' learning environments remain constant as more SMART projects move into the implementation phase.



Data through June 30, 2018

# SAFETY

**\$26 Million** Invested  
in Single Point of Entry Projects

Accelerated SPE Program to be completed ahead of schedule in early 2019

- Fencing & Gates
- Exterior Doors
- Signage
- Exit Device Hardware

**\$132 Million** Invested  
in overall physical Safety upgrades




# RENOVATION

**1,519** Projects Initiated or Underway

ALL schools have at least one project initiated or underway

- Over half of projects are in the design phase
- 897 School Choice Enhancement (SCEP) items delivered or underway

Projects continue to transition from DESIGN to IMPLEMENTATION



# MUSIC & ART

**\$17 Million** Invested

100% of Requested Music Equipment Ordered

- 50,000+ New music equipment items delivered
- 41 Kilns delivered
- 37 Schools with theatre equipment upgrades initiated




# ATHLETICS

**\$7.44 Million** Invested

15 Tracks Complete  
16 Weight Rooms Anticipated Complete by End of 2018

- \$3.81 Million Track Improvements
- \$3.63 Million Weight Rooms



# TECHNOLOGY

**\$64 Million** Invested

SMART Technology Initiative Complete for ALL Schools

- 94,600+ computing devices delivered
- Improvement in Student to computer Ratio
- Previous Ratio: 3.5 to 1
- New Ratio: 2 to 1

